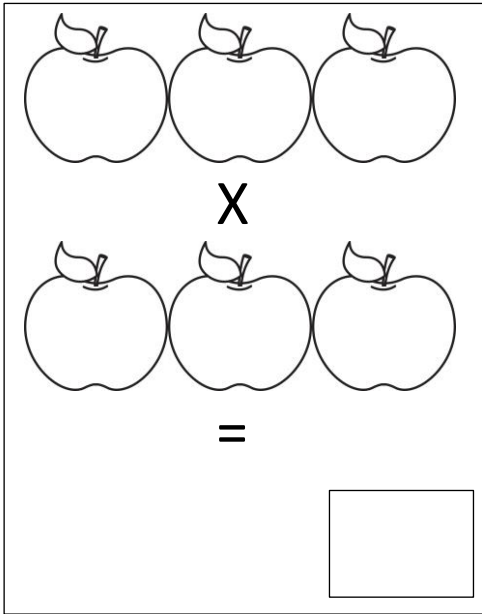


Name: \_\_\_\_\_

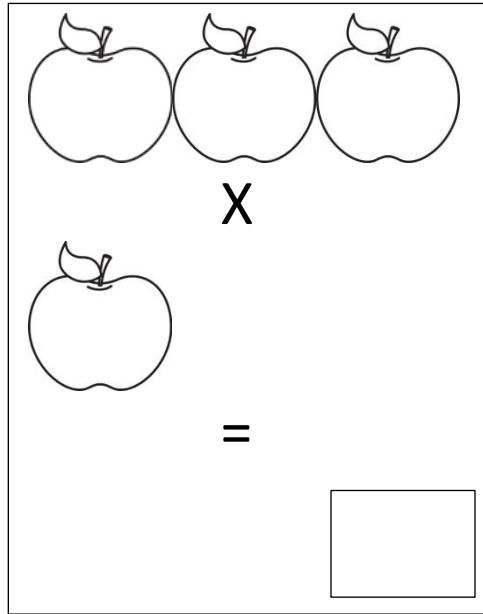
Date: \_\_\_\_\_

## Multiplying Apples

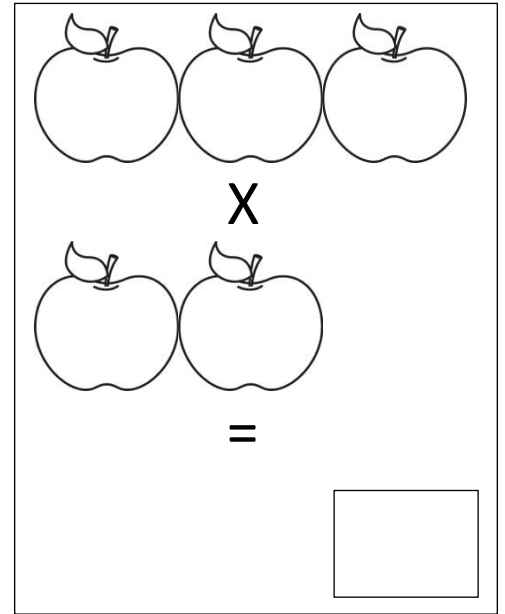
*Multiply the following math problems below. Be sure to put the product in the box.*



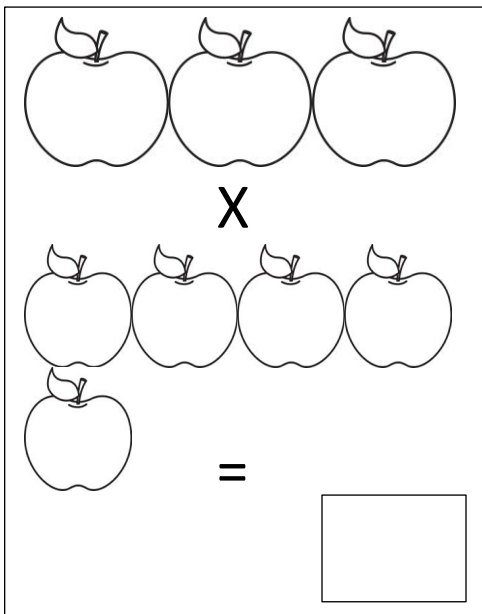
A multiplication problem represented by apples. The first row has three apples, followed by a large 'X' symbol. The second row has three apples, followed by an equals sign. Below the equals sign is a small empty square box for the answer.



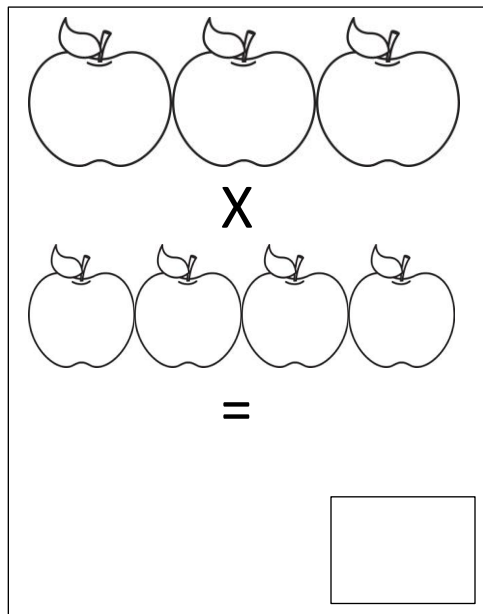
A multiplication problem represented by apples. The first row has three apples, followed by a large 'X' symbol. The second row has one apple, followed by an equals sign. Below the equals sign is a small empty square box for the answer.



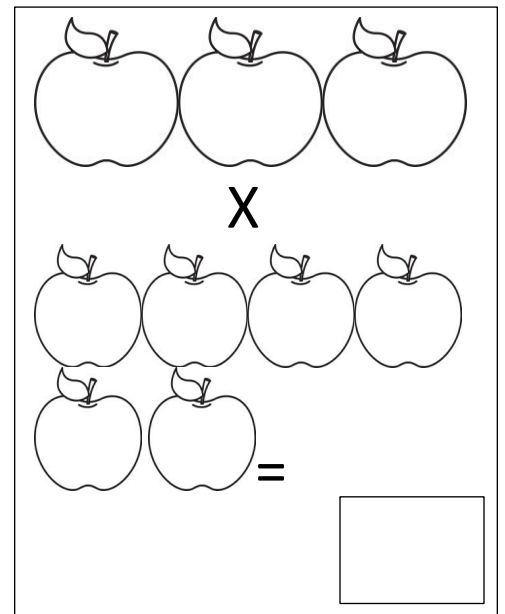
A multiplication problem represented by apples. The first row has three apples, followed by a large 'X' symbol. The second row has two apples, followed by an equals sign. Below the equals sign is a small empty square box for the answer.



A multiplication problem represented by apples. The first row has three apples, followed by a large 'X' symbol. The second row has four apples, followed by an equals sign. Below the equals sign is a small empty square box for the answer.



A multiplication problem represented by apples. The first row has three apples, followed by a large 'X' symbol. The second row has four apples, followed by an equals sign. Below the equals sign is a small empty square box for the answer.



A multiplication problem represented by apples. The first row has three apples, followed by a large 'X' symbol. The second row has two apples, followed by an equals sign. Below the equals sign is a small empty square box for the answer.