



COWS



TOMATOES




HORSES




HONEYBEES



CHICKENS




COTTON PLANTS




DUCKS



FLOWERS



PIGS




SHEEP



TREES




WHEAT



BREAD



HONEY



EGGS



T-SHIRT



MILK



THE SAUCE ON PIZZA



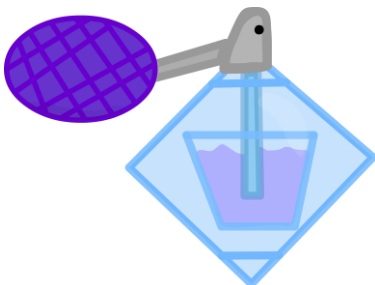
ROCKING CHAIR



WIGS



DOWN PILLOW



PERFUME



BACON



WOOL SOCKS

DIRECTIONS:

Print page one of the matching cards on yellow paper (or the color of your choosing) and print page two of the matching cards on green paper (or a different color of your choosing). Cut out each card, keeping each color card in a separate pile. Arrange each set side-by-side, with 4 rows and 3 columns (similar to how they appear on the original print-out). Students flip one yellow card and one green card, trying to find a “match”. A correct match is found when they match a product they can find in stores (green cards) to the material it is made from, which is grown/raised on a farm (yellow cards).

ANSWER KEY:

Agricultural Plant/Animal:	Product We Use:	Using:
Bees	Honey	
Chickens	Eggs	
Cotton Plant	T-Shirt	Cotton
Cows	Milk	
Ducks/Geese	Down Pillows	Feathers
Flowers	Perfume	Fragrance
Horses	Wigs	Horse Hair
Pigs	Bacon	Meat
Sheep	Wool Socks	Wool (Fur or Hair)
Tomatoes	Pizza Sauce	
Trees	Rocking Chair	Wood/Timber
Wheat	Bread	